


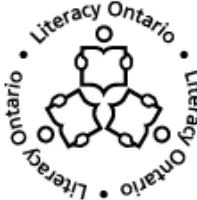
LBS_AFB v2.3.0 Download Instructions for the Agency Application

Download Instructions of LBS-IMS Client


The following information is the procedure required to download the LBS-IMS application. The application does not require installation and can run from any directory or location. However, we do ask that you follow our suggestion, this will ensure fewer errors.

The application can be downloaded from the LBS-IMS Secure Portal - LBS-AFB Interim Solution Site: <http://208.124.226.122> this is a full install; there are no additional installs or patches required. Choose button “” to navigate to the download page. Shown in screen below.

LBS-AFB Agency v2.3.0 Download
Télécharger l'application d'organisme d'AFB v2.3.0



LBS-AFB
Interim Solution
Solution provisoire



The Literacy and Basic Skills
Program Management

Site web du Programme
d'alphabétisation et formation de base

Username: / Nom de l'utilisateur:


Password: / Mot de passe:

Login
Se connecter

Cancel
Annuler

Please login to access the download page for the
LBS-AFB Agency v2.3.0

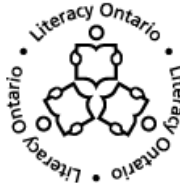
Veillez vous connecter pour accéder à la page de
téléchargement de l'application d'organisme d'AFB
v2.3.0.



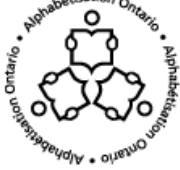
Employment Ontario Partners' Gateway

Once logged in, both the downloadable file “LBS-AFB v2.3.0” and the instructions can be obtained on this page.

LBS-AFB Agency v2.3.0 Download
Télécharger l'application d'organisme d'AFB v2.3.0




LBS-AFB
Interim Solution
Solution provisoire











The Literacy and Basic Skills Program Management	Site web du Programme d'alphabétisation et formation de base
---	---

Username: / Nom de l'utilisateur:

Password: / Mot de passe:

 Instructions: [Read](#)
Directives: [Lire](#)

 Download: [LBS-AFB v2.3.0](#) (Size: 26.2 mb)
Télécharger: [LBS-AFB v2.3.0](#) (Taille: 26.2mb)

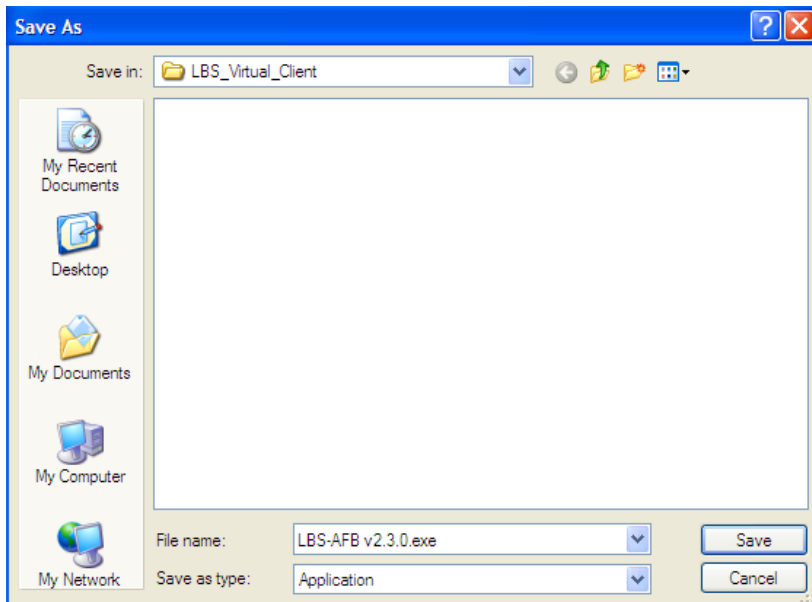


On the File Download Screen, you must choose “Save”.

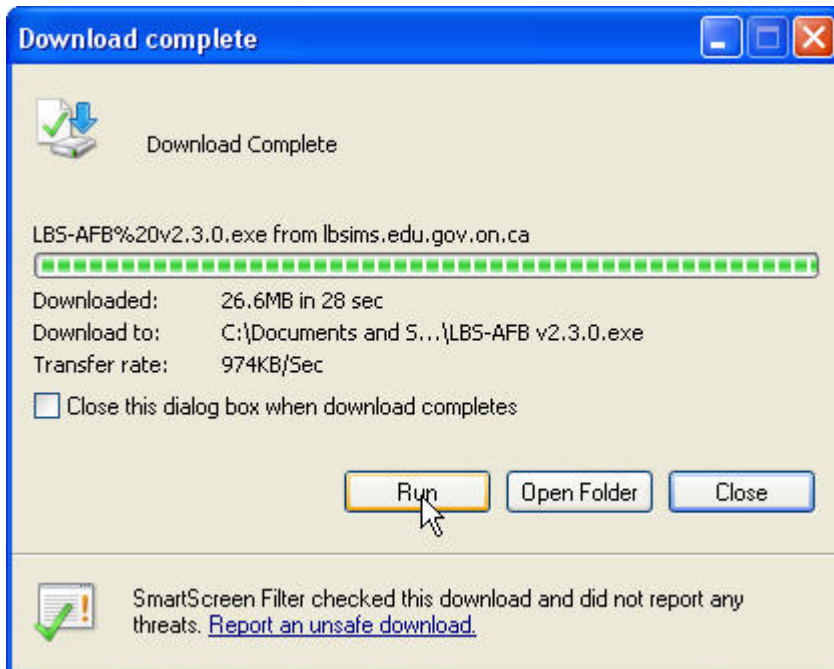
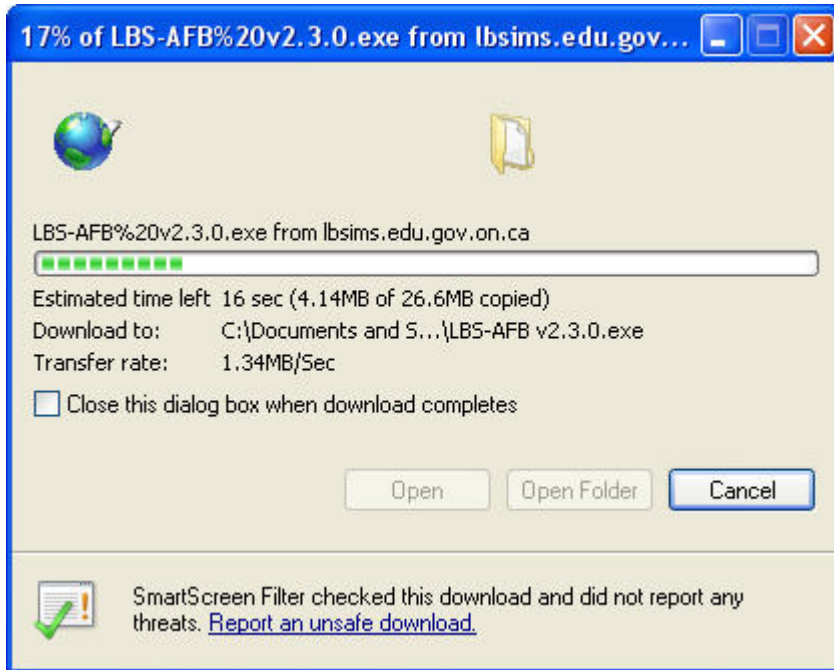
Warning: by Choosing “Run” will cause the application to run on our server, and therefore, won't copy it to your desktop. This is not recommended

The screenshot shows a web browser window with a download page. The page title is "LBS-AFB Agency v2.3.0 Download" and "Télécharger l'application d'organisme d'AFB v2.3.0". The page features the Literacy Ontario logo on the left and the Alphonse Ontario logo on the right. In the center, it says "LBS-AFB Interim Solution Solution provisoire". A "File Download - Security Warning" dialog box is open, asking "Do you want to run or save this file?". The dialog box shows the file name "LBS-AFB v2.3.0.exe", type "Application, 26.6 MB", and source "From: 208.124.226.122". Below the dialog box, there are two download links: "Download: [LBS-AFB v2.3.0](#) (Size: 26.2 mb)" and "Télécharger: [LBS-AFB v2.3.0](#) (Taille: 26.2mb)". At the bottom of the browser window, there is a toolbar with icons for home, back, forward, stop, refresh, and help.

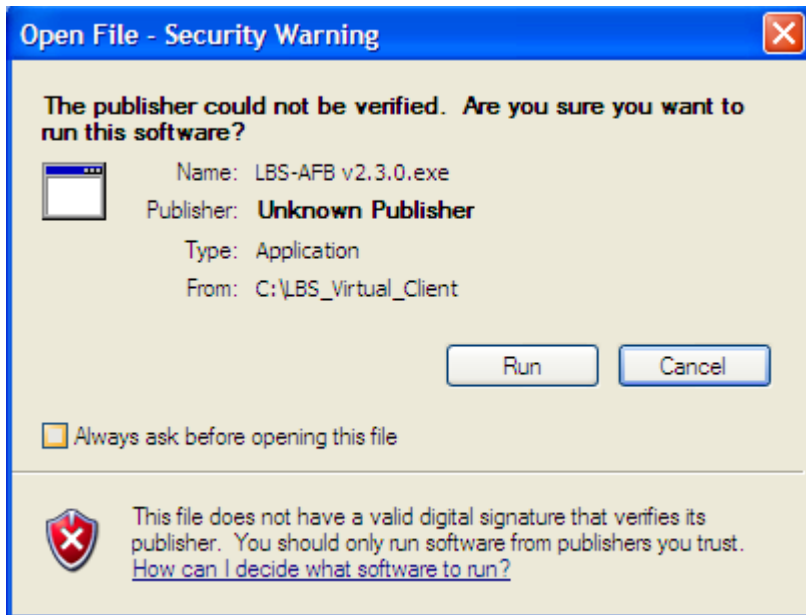
Save the file in the newly created directory C:\LBS_Virtual_Client.
After navigating to the directory “C:\LBS_Virtual_Client”, choose “Save”.
This will be the directory from which you will be running the application.
It is recommended not to change the “File name:”



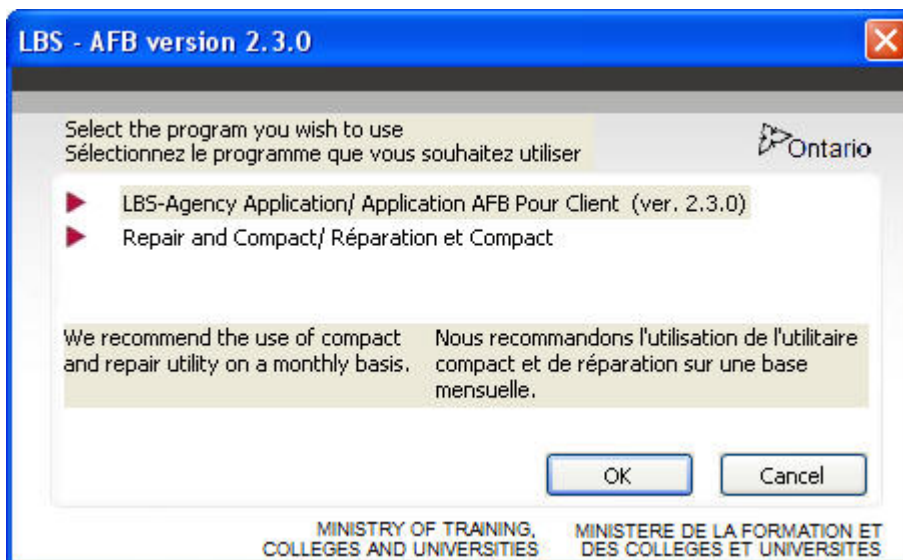
The download process will start as shown in the screen below.



Once the download is complete, open the folder with the saved file, double click and "Run" the application.



You might be prompted by window to verify the publisher. Remove the checkmark in the box next to “Always ask before opening the file”, and then click on “Run”.



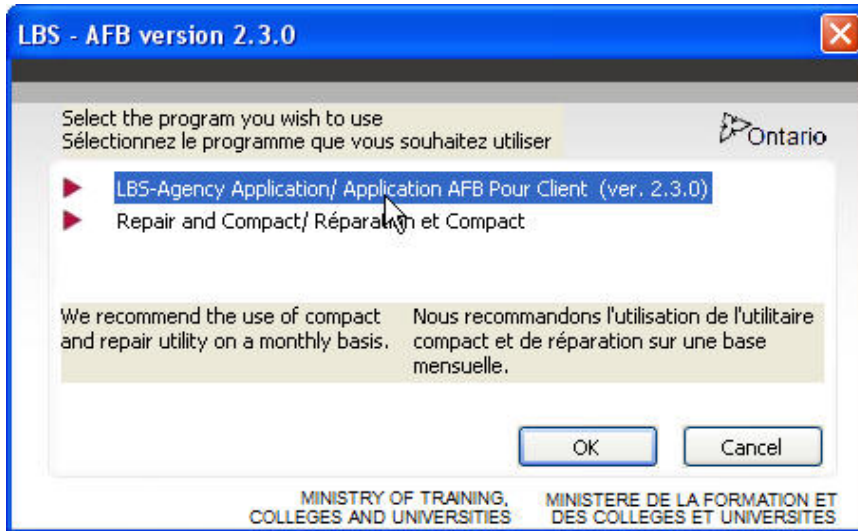
The application is now downloaded and ready to run for the first time. Once you run this application, a folder will be created in the location you ran the application from a folder called VOS. This directory stores all your settings and files for the application. If you delete this directory the application will recreate it back to its default settings with a default blank database.

Running The LBS-ABF Agency Client v2.3.0

To launch the application **LBS-ABF Agency v2.3.0.exe**

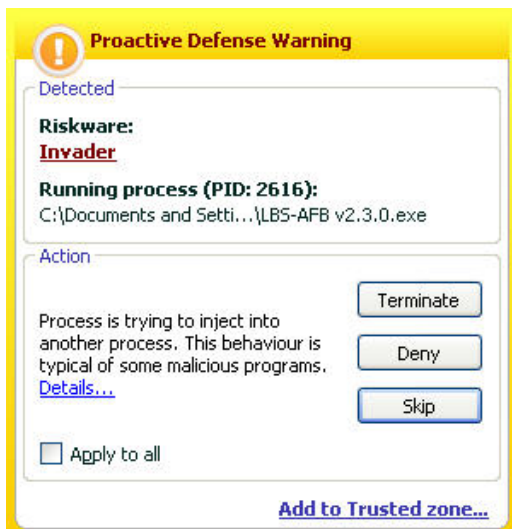
Choose LBS-Agency Application/Application AFB Pour Client (ver.2.3.0)

Click "OK" to run the application.

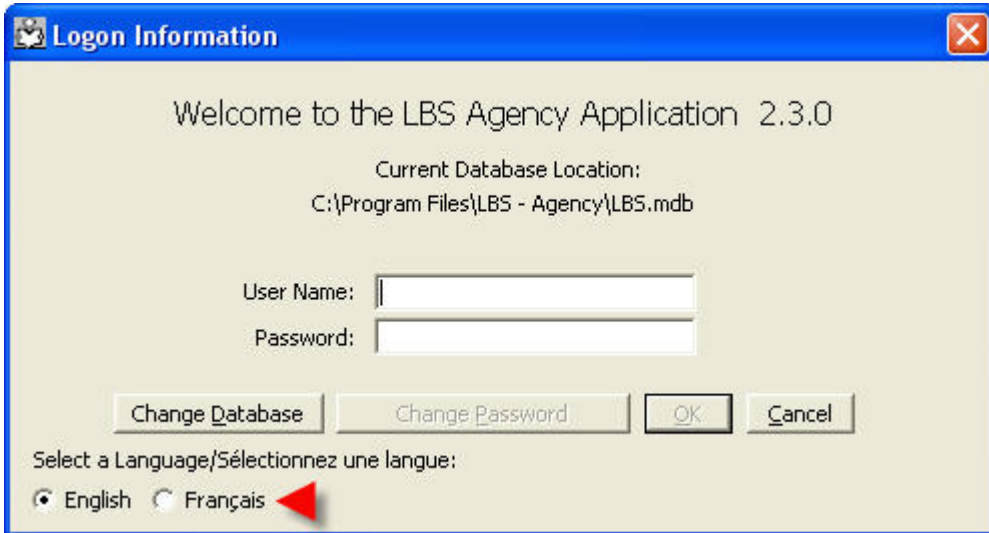


The example below is a screen capture from Kaspersky Anti Virus, in this case we added to trusted zone.

Note: With this new technology some virus scan products may incorrectly identify the application as malware. This is due to the technology used to virtualize the application so that it can run without being installed on your computer. If products are incorrectly identified, please add it to the trusted zone to correct the problem so that the message does not occur.



The LBS-IMS Application will launch the Familiar Screen Below:



Welcome to the LBS Agency Application 2.3.0

Current Database Location:
C:\Program Files\LBS - Agency\LBS.mdb

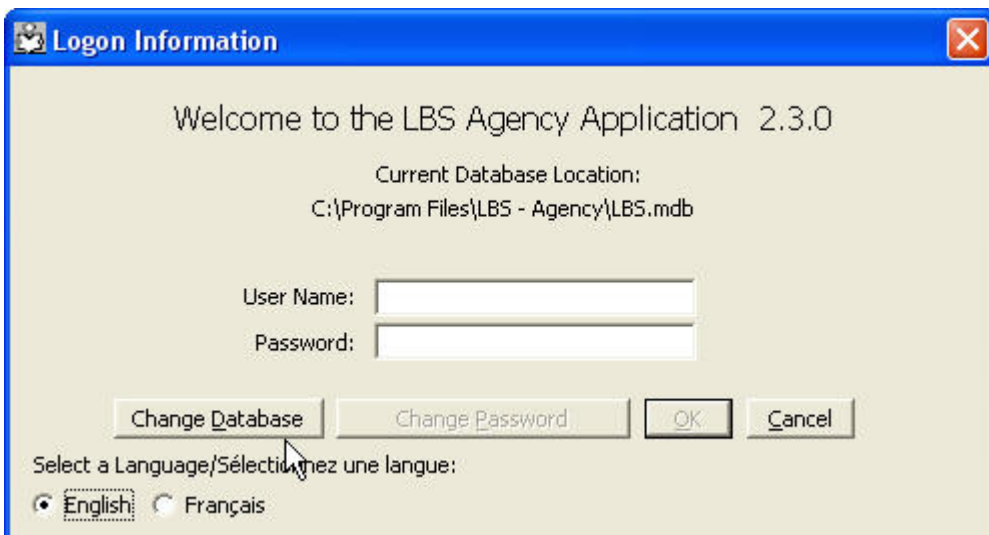
User Name:

Password:

Select a Language/Sélectionnez une langue:

English Français

Choose the Language Preference



Welcome to the LBS Agency Application 2.3.0

Current Database Location:
C:\Program Files\LBS - Agency\LBS.mdb

User Name:

Password:

Select a Language/Sélectionnez une langue:

English Français

Click on the Change Database button to locate your database

Note: the application has its own Empty database and will run without attaching to your current database. However to insure you have all the data and to continue your work without interruption, you will need to locate your existing database by choosing the change database button and navigating to it.

The database should be backed up on a monthly basis. The recommendation is to place the database on a network drive for nightly back up, if there is no network drive available you need to ensure that there is a backup copy created on a monthly basis and keep it in a safe location.

This application runs in a virtual environment, you need to be aware that it has its own directory structure and does not write to the windows file system.

This application will run from any location including a USB Key and it is portable. If moving the file around after configuring the Agency Application, always include the VOS directory to retain your settings. (Please refer to page 4).

This version is compatible with any Windows Professional operating system such as XP, Vista and Windows 7.

This application is **not** compatible with any of the Home versions of Windows.